



**FOR FIRST AND SECOND CLASSES**

**PAWS**  
**IS BACK!**

**PRIMARY  
AQUATICS  
WATER  
SAFETY**



**Let's be safe around water!**

**HOMES, FARMS, POOLS, BEACHES, RIVERS AND CANALS**



# Let's learn more!

HELLO!

DO YOU REMEMBER SPLASH THE BEAR AND RIVER THE OTTER? THEY TOLD YOU HOW TO STAY SAFE IN AND AROUND WATER. WELL, NOW WE'LL LEARN EVEN MORE WITH THEM!

PAWS 2 HAS LOADS OF GREAT IDEAS AND LOTS OF FUN TOO. AND REMEMBER, WHEN RIVER THE OTTER SAYS SOMETHING, LISTEN TO HIM - HE'S THE REALLY CLEVER ONE!

IT'S SPLASH THE BEAR AGAIN!  
HE'S BIG. HE'S A GREAT SWIMMER.  
BUT HE DOESN'T KNOW MUCH.  
LUCKILY, HIS BEST FRIEND IS...



...RIVER THE OTTER!  
HE'S SUPER SMART -  
AND HE'S A REALLY FAST SWIMMER.  
THAT'S WHY HE'S  
OUR WATER SAFETY EXPERT.



# Safety (and fun) in the bath

BATHS ARE WET,  
SLIPPERY PLACES.  
SO AT BATHTIME:

- ★ DON'T STAND UP OR JUMP AROUND.
- ★ ALWAYS HAVE A GROWN-UP AROUND.
- ★ TELL THEM TO EMPTY THE BATH AFTERWARDS.
- ★ MAKE A BUBBLE BEARD FOR YOURSELF!
- ★ WATCH OUT FOR SHARKS IN THE BATH (ONLY JOKING!)



WATER SAFETY AT HOME





# Safety in paddling pools

A COOL POOL IS LOVELY  
ON A HOT SUMMER'S DAY.  
BUT REMEMBER...

- ★ ALWAYS HAVE A GROWN-UP AROUND.
- ★ DO AS THEY SAY.
- ★ DON'T BE MEAN TO ANYONE ELSE IN THE POOL.
- ★ SEE HOW MANY ADULTS YOU CAN SOAK WITH A WATER GUN!



## WATER SAFETY AT HOME





**Also,** outside,  
stay away from...

WATER SAFETY AT HOME

**DRAINS**



**WATER  
BARRELS**



**RIVERS**



IF YOU FALL IN, YOU MAY NOT BE ABLE TO GET OUT!



# Farms aren't playgrounds

SO WATCH OUT FOR HOLES YOU MIGHT FALL INTO.

AND STAY AWAY FROM SLURRY PITS - THEY ARE WHERE FARMERS PUT ANIMAL POO!

EVEN THEIR STINKY SMELL IS REALLY DANGEROUS.



## WATER SAFETY ON FARMS






**Here are other**  
**things you shouldn't**  
**play near:**

**Ponds and rivers**  
(FUN FOR OTTERS BUT NOT PEOPLE!)



**Animal drinking places**



**Big water**  
**barrels**

IF YOU FALL IN, YOU MAY NOT BE ABLE TO GET OUT!



**And:**

**WATER SAFETY ON FARMS**

**NEVER WALK ON ICE!**



REMEMBER  
**S.A.F.E**  
STAY AWAY FROM EDGES!

**NEVER REACH FOR  
SOMETHING ON A  
POND OR RIVER!**

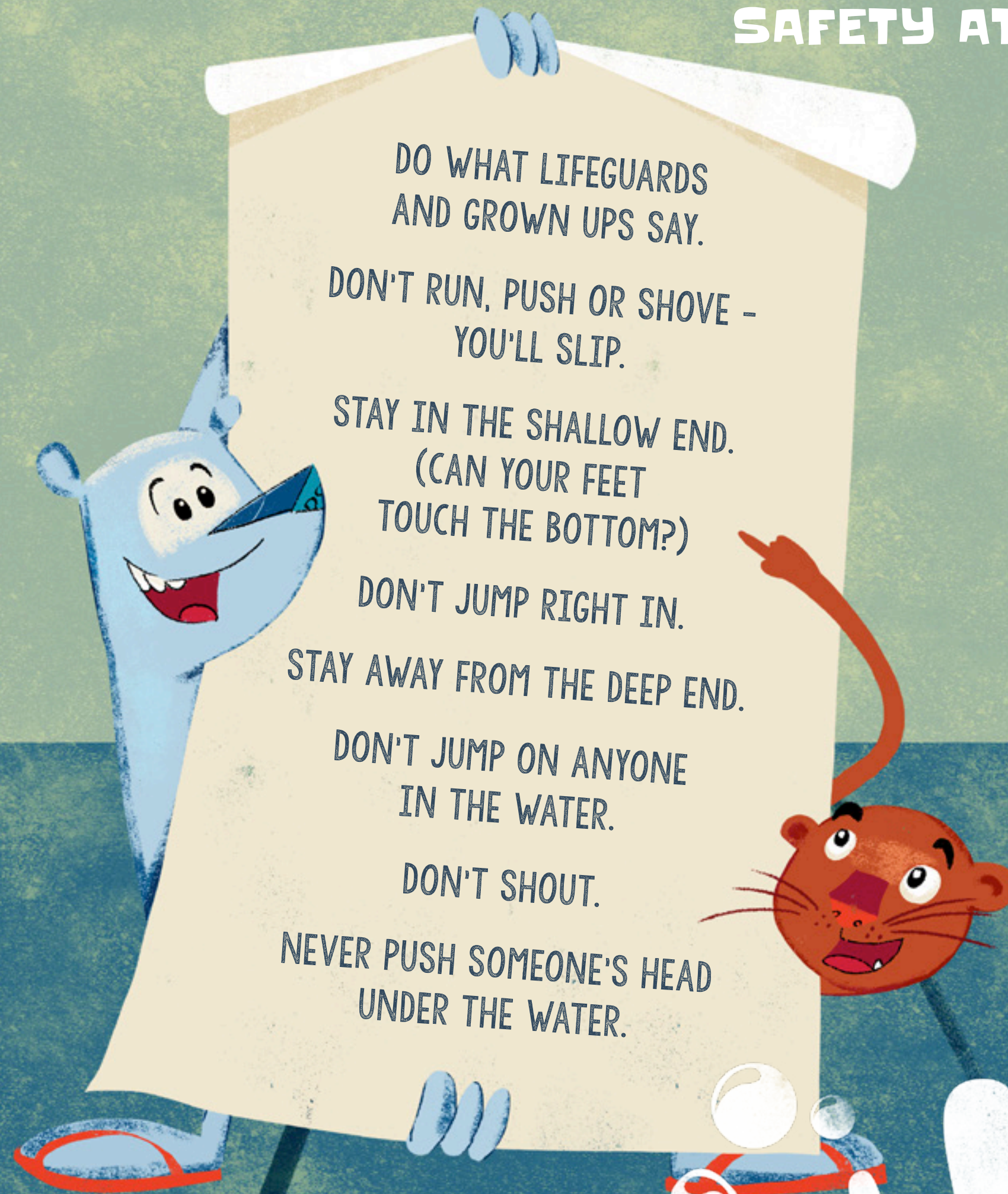




# Can you swim?

IF NOT, ASK YOUR PARENTS TO LET YOU LEARN. IT'S VERY IMPORTANT!

AND WHEN YOU ARE AT THE POOL FOR SWIMMING LESSONS OR FUN, REMEMBER:



REMEMBER  
**S.A.F.E**  
STAY AWAY FROM EDGES!



# Everyone loves beaches

YOU CAN BUILD  
SANDCASTLES.  
YOU CAN COLLECT SHELLS.  
AND YOU CAN SPLASH  
IN THE SEA.

BUT IF YOU WANT TO GET WET,  
HERE'S HOW TO STAY SAFE:

RED WITH YELLOW FLAGS  
MEAN IT'S SAFE TO SWIM.

ALWAYS HAVE A GROWN-UP NEAR YOU.

DO WHAT THE LIFEGUARD  
AND ADULTS TELL YOU.

DON'T SWIM IF YOU'RE HOT OR TIRED.

DON'T GO IN ALONE.

STAY NEAR THE BEACH.

WATCH OUT FOR WAVES -  
THEY CAN KNOCK YOU DOWN.

DON'T STAY IN THE WATER TOO LONG.

NEVER BRING AIR MATTRESSES  
INTO THE WATER.

NEVER HOLD ANYONE UNDER THE WATER.

IF YOU'RE SCARED, SHOUT AND WAVE!





# WATER SAFETY AT THE BEACH

## WHAT BEACH FLAGS MEAN

FLAGS ON A BEACH SHOW YOU  
WHEN IT'S SAFE TO SWIM



**This is a  
Ring Buoy**




**All these things float**



**RED WITH YELLOW FLAGS**  
YOU CAN SWIM HERE



**RED FLAG**  
IT'S NEVER SAFE TO SWIM HERE!



**BLACK AND WHITE FLAGS**  
THIS WATER IS JUST FOR  
SURFERS AND WINDSURFERS



**NO FLAG**  
DON'T SWIM -  
THERE'S NO LIFEGUARD AROUND.



## WATCH OUT FOR STRONG WAVES!...

WHEN WAVES FLOW BACK INTO THE SEA, THEY CAN BE VERY STRONG. SHOUT "HELP" IF THEY'RE PULLING YOU TOO HARD.

## ...AND ALSO PEOPLE IN TROUBLE

ALWAYS TELL A LIFEGUARD OR AN ADULT IF YOU SEE SOMEONE IN TROUBLE.

- ★ IF YOU CAN, THROW THEM A RING BUOY.
- ★ IF THERE'S NO RING BUOY, THROW ANYTHING THAT FLOATS.

## WHAT TO DO IF YOU BECOME SCARED

IF YOU GET INTO TROUBLE IN WATER, TRY TO FLOAT ON YOUR BACK. IF YOU CAN, WAVE AND SHOUT FOR HELP.





# SAFETY BESIDE RIVERS, LAKES AND QUARRIES

YOU MUST BE VERY CAREFUL IN PLACES LIKE RIVERS, CANALS AND LAKES. HERE'S WHY:

THEIR SIDES CAN BE VERY SLIPPERY. SOMETIMES THEY BREAK AWAY AND YOU COULD FALL IN.

RIVERS, CANALS AND LAKES CAN BE VERY DEEP.

REEDS AND WEEDS CAN HIDE DEEP WATER.

RIVERS CAN FLOW MORE QUICKLY IN SOME PLACES. THESE ARE CALLED "CURRENTS".

SOMETIMES RIVERS ARE FULL OF OLD JUNK.

FISH AREN'T THE ONLY ONES WHO SWIM IN RIVERS AND CANALS - SO DO RATS!

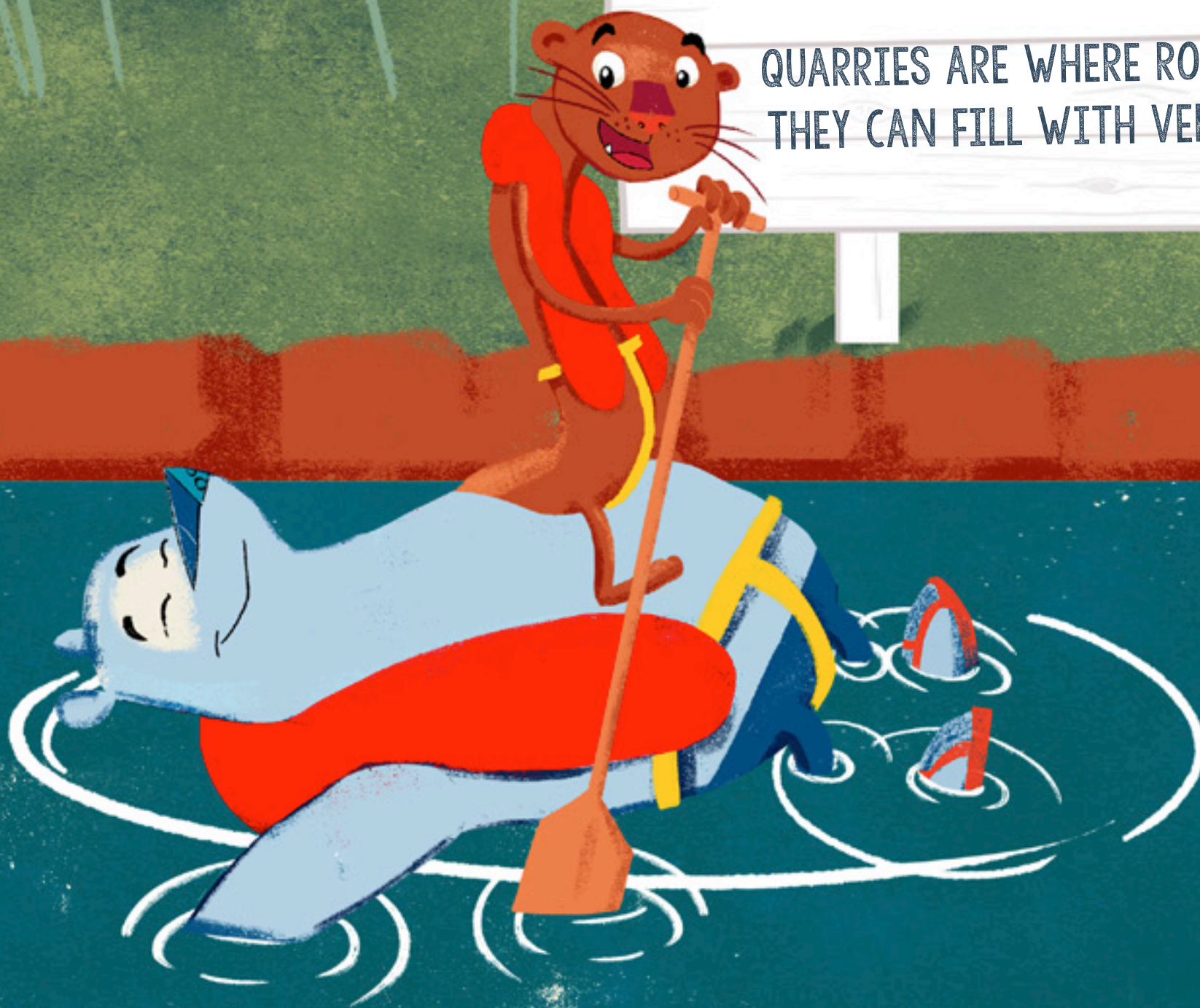
QUARRIES ARE WHERE ROCK IS DUG OUT. THEY CAN FILL WITH VERY DEEP WATER.

## River and canals:

### WHAT'S THE DIFFERENCE?

A CANAL WAS DUG BY PEOPLE LONG AGO. THEY'RE USUALLY VERY STRAIGHT.

A RIVER OR STREAM IS MADE BY NATURE. THEY'RE OFTEN VERY BENDY.





# SAFETY BESIDE RIVERS, LAKES AND QUARRIES

## Where's the edge?

IT CAN BE HARD TO  
SEE WHERE THE  
WATER STARTS.

CAN YOU SEE IT HERE?

OTHER PLACES FILLED WITH  
WATER ARE ALSO DANGEROUS.  
BE CAREFUL NEAR QUARRIES AND  
BIG PONDS. AND ALWAYS...

REMEMBER  
**S.A.F.E**  
STAY AWAY FROM EDGES!